

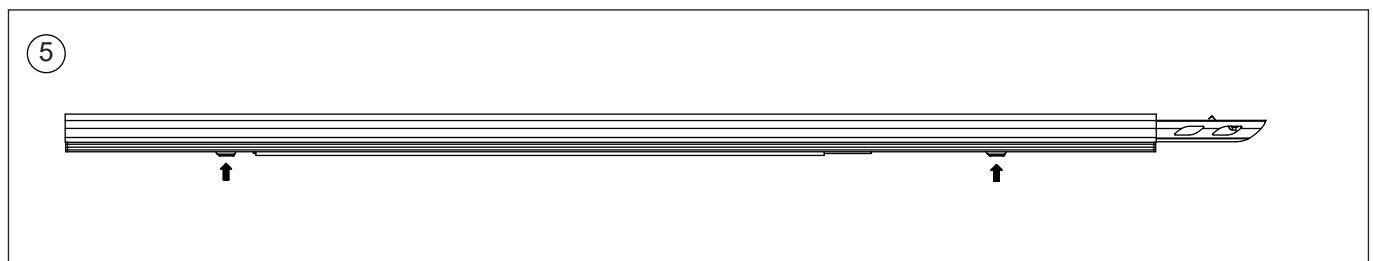
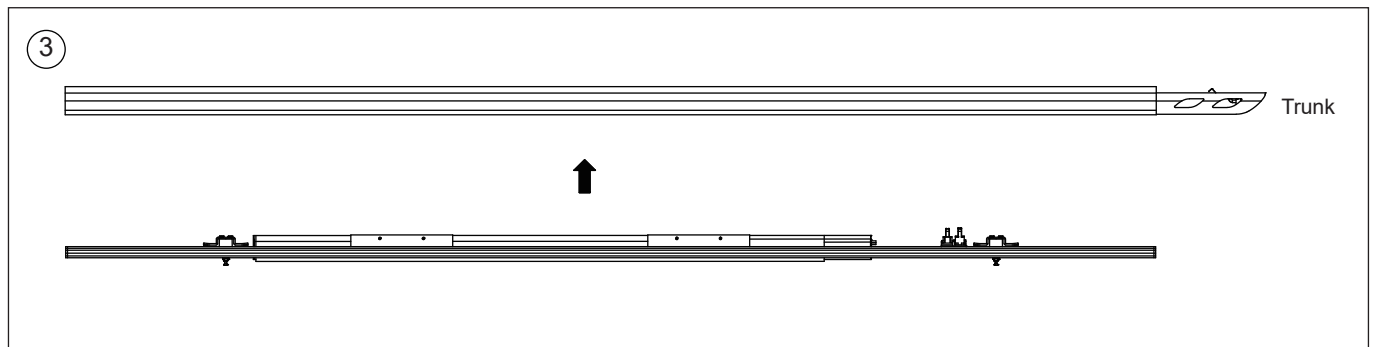
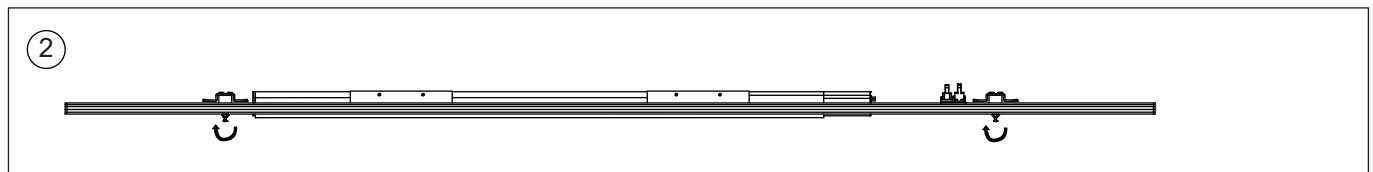
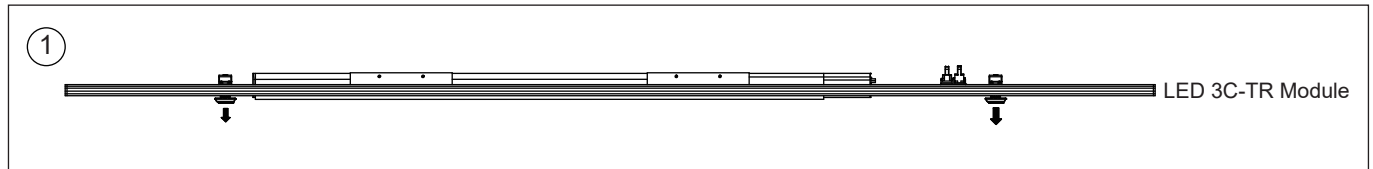
## Installation instruction

Please read this instruction before installation and keep it for future reference.

Model name: LED 3C-TR Module

Technical parameter:

| Color | Product     | Rated Voltage     | Rated Current  | Rated Power | Rated Spacing | Load    |
|-------|-------------|-------------------|----------------|-------------|---------------|---------|
| White | Track(1.5m) | 220-240V~ 50/60Hz | Max 6A/Circuit | Max 1400W   | Min 0.2m      | Max 6kg |



### Warning:

A warning that it is the user's responsibility to ensure electrical, mechanical and thermal compatibility between the track system and luminaires attached to it.

Data subject to change/ Les données sont sujettes à modifications Änderungen vorbehalten

Opplé Lighting Electronic (Zhongshan) Co., Ltd.  
Building A, No.275 Dongan Bei Road,  
Haizhou District,  
Guzhen Town,  
Zhongshan City,  
Guangdong, China.

OPPLE Lighting B.V.  
Materiaalweg 6-6A  
5681 RJ Best  
The Netherlands  
service@opple.com  
www.opple.com