





**NEW  
VERSIONS**

- NEW: 20W and 40W versions available
- Modern-looking Roadlight solution with high efficacy up to 150 lm/W
- DALI2 versions equipped with midnight dimming (configuration module needed)
- Available with D4i-Driver and Zhaga socket for easy integration in Smart City Control Systems (Zhaga control module not included)
- Advanced optical design with multiple light distribution options
- Easy installation and maintenance via openable driver compartment
- Flexible and adjustable pole connector (60mm & 76mm) for both side entry and pole top mounting (order separately)



**Specifications**




Item Code	Item Description	Equivalent to (W)	Power (W)	Lumen	Efficacy lm/W	CCT (K)	Beam angle	Weight (kg/pc)	Required pole adapter	
<b>On-Off</b>										
705000095800	LEDRoad-St-P2 Re488-20W-730	HID 50W	20	3000	150	3000	143° x 70°	4.10		
705000095900	LEDRoad-St-P2 Re488-20W-740	HID 50W	20	3000	150	4000	143° x 70°	4.10		
705000098900	LEDRoad-St-P2 Re488-20W-730-XAS	HID 50W	20	3000	150	3000	160° x 93°	4.10		
705000099000	LEDRoad-St-P2 Re488-20W-740-XAS	HID 50W	20	3000	150	4000	160° x 93°	4.10		
705000096400	LEDRoad-St-P2 Re488-40W-730	HID 70W	40	6000	150	3000	143° x 70°	4.10		
705000096500	LEDRoad-St-P2 Re488-40W-740	HID 70W	40	6000	150	4000	143° x 70°	4.10		
705000097900	LEDRoad-St-P2 Re488-40W-730-XAS	HID 70W	40	6000	150	3000	160° x 93°	4.10		
705000098000	LEDRoad-St-P2 Re488-40W-740-XAS	HID 70W	40	6000	150	4000	160° x 93°	4.10		
705000067400	LEDRoad-St-P2 Re489-60W-730	HID 100W	60	9000	150	3000	143° x 70°	4.90		
705000068800	LEDRoad-St-P2 Re489-60W-740	HID 100W	60	9000	150	4000	143° x 70°	4.90		
705000066800	LEDRoad-St-P2 Re489-80W-730	HID 150W	80	12000	150	3000	143° x 70°	4.90		
705000068000	LEDRoad-St-P2 Re489-80W-740	HID 150W	80	12000	150	4000	143° x 70°	4.90		
705000068200	LEDRoad-St-P2 Re588-120W-730	HID 150W	120	18000	150	3000	143° x 70°	7.30		
705000066600	LEDRoad-St-P2 Re588-120W-740	HID 150W	120	18000	150	4000	143° x 70°	7.30		
705000067700	LEDRoad-St-P2 Re588-150W-730	HID 250W	150	22500	150	3000	143° x 70°	7.30		
705000068100	LEDRoad-St-P2 Re588-150W-740	HID 250W	150	22500	150	4000	143° x 70°	7.30		
<b>DALI2, D4i</b>										
705000096000	LEDRoad-St-P2 Re488-20W-DALI-730	HID 50W	20	3000	150	3000	143° x 70°	4.10		
705000096100	LEDRoad-St-P2 Re488-20W-DALI-740	HID 50W	20	3000	150	4000	143° x 70°	4.10		
705000098800	LEDRoad-St-P2 Re488-20W-DALI-730-XAS	HID 50W	20	3000	150	3000	160° x 93°	4.10		
705000098700	LEDRoad-St-P2 Re488-20W-DALI-740-XAS	HID 50W	20	3000	150	4000	160° x 93°	4.10		
705000096600	LEDRoad-St-P2 Re488-40W-DALI-730	HID 70W	40	6000	150	3000	143° x 70°	4.10		
705000096700	LEDRoad-St-P2 Re488-40W-DALI-740	HID 70W	40	6000	150	4000	143° x 70°	4.10		
705000098100	LEDRoad-St-P2 Re488-40W-DALI-730-XAS	HID 70W	40	6000	150	3000	160° x 93°	4.10		
705000098200	LEDRoad-St-P2 Re488-40W-DALI-740-XAS	HID 70W	40	6000	150	4000	160° x 93°	4.10		

705098008300 Pole Adapter-Road-St-P2-60mm

or

705098008400 Pole Adapter-Road-St-P2-76mm



Item Code	Item Description	Equivalent to (W)	Power (W)	Lumen	Efficacy lm/W	CCT (K)	Beam angle	Weight (kg/pc)	Required pole adapter
<b>DALI2, D4i</b>									
705000068600	LEDRoad-St-P2 Re489-60W-DALI-730	HID 100W	60	9000	150	3000	143° x 70°	4.90	
705000067000	LEDRoad-St-P2 Re489-60W-DALI-740	HID 100W	60	9000	150	4000	143° x 70°	4.90	
705000067900	LEDRoad-St-P2 Re489-80W-DALI-730	HID 150W	80	12000	150	3000	143° x 70°	4.90	
705000067300	LEDRoad-St-P2 Re489-80W-DALI-740	HID 150W	80	12000	150	4000	143° x 70°	4.90	
705000067800	LEDRoad-St-P2 Re588-120W-DALI-730	HID 150W	120	18000	150	3000	143° x 70°	7.30	
705000068300	LEDRoad-St-P2 Re588-120W-DALI-740	HID 150W	120	18000	150	4000	143° x 70°	7.30	
705000067200	LEDRoad-St-P2 Re588-150W-DALI-730	HID 250W	150	22500	150	3000	143° x 70°	7.30	
705000067600	LEDRoad-St-P2 Re588-150W-DALI-740	HID 250W	150	22500	150	4000	143° x 70°	7.30	
<b>DALI2, D4i, Zhaga</b>									
705000096200	LEDRoad-St-P2 Re488-20W-DALI-730-ZH	HID 50W	20	3000	150	3000	143° x 70°	4.10	 <b>705098008300</b> Pole Adapter-Road-St-P2-60mm  <b>or</b>   <b>705098008400</b> Pole Adapter-Road-St-P2-76mm
705000096300	LEDRoad-St-P2 Re488-20W-DALI-740-ZH	HID 50W	20	3000	150	4000	143° x 70°	4.10	
705000098600	LEDRoad-St-P2 Re488-20W-DALI-730-XAS-ZH	HID 50W	20	3000	150	3000	160° x 93°	4.10	
705000098500	LEDRoad-St-P2 Re488-20W-DALI-740-XAS-ZH	HID 50W	20	3000	150	4000	160° x 93°	4.10	
705000096800	LEDRoad-St-P2 Re488-40W-DALI-730-ZH	HID 70W	40	6000	150	3000	143° x 70°	4.10	
705000096900	LEDRoad-St-P2 Re488-40W-DALI-740-ZH	HID 70W	40	6000	150	4000	143° x 70°	4.10	
705000098300	LEDRoad-St-P2 Re488-40W-DALI-730-XAS-ZH	HID 70W	40	6000	150	3000	160° x 93°	4.10	
705000098400	LEDRoad-St-P2 Re488-40W-DALI-740-XAS-ZH	HID 70W	40	6000	150	4000	160° x 93°	4.10	
705000066900	LEDRoad-St-P2 Re489-60W-DALI-730-ZH	HID 100W	60	9000	150	3000	143° x 70°	4.90	
705000067500	LEDRoad-St-P2 Re489-60W-DALI-740-ZH	HID 100W	60	9000	150	4000	143° x 70°	4.90	
705000066700	LEDRoad-St-P2 Re489-80W-DALI-730-ZH	HID 150W	80	12000	150	3000	143° x 70°	4.90	
705000068700	LEDRoad-St-P2 Re489-80W-DALI-740-ZH	HID 150W	80	12000	150	4000	143° x 70°	4.90	
705000068500	LEDRoad-St-P2 Re588-120W-DALI-730-ZH	HID 150W	120	18000	150	3000	143° x 70°	7.30	
705000068400	LEDRoad-St-P2 Re588-120W-DALI-740-ZH	HID 150W	120	18000	150	4000	143° x 70°	7.30	
705000067100	LEDRoad-St-P2 Re588-150W-DALI-730-ZH	HID 250W	150	22500	150	3000	143° x 70°	7.30	
705000068900	LEDRoad-St-P2 Re588-150W-DALI-740-ZH	HID 250W	150	22500	150	4000	143° x 70°	7.30	

For more technical information, please go to the appendix.

## Accessories

Required



705098008300  
Pole Adapter-Road-St-P2-60mm

or

Required



705098008400  
Pole Adapter-Road-St-P2-76mm



705098003600  
LEDStreetlight Wall-Bracket-60



705098003700  
LEDStreetlight Pole-Top-60-Adapter-60



705098003400  
LEDStreetlight Pole-Top-76-Adapter-60



705098005500  
LEDStreetlight Pole-Top-60-Adapter-2x60

### Technical Specifications

Lifetime (L80)	100,000 h
On-/Off-cycles	100,000
Colour consistency (SDCM)	5
Dimmability	On-Off / DALI2
Maximum tilt angle	-15-+15°
Finishing	Grey RAL 870-3
Colour rendering index (CRI)	≥ 70
Degree of protection	IP66
Impact strength	IK08
Protection class	II (I on request)
Risk group (EN 62471)	RG0
With control gear	Yes
Glow wire test	850°C
Power factor	≥ 0.9
Surge protection	10 kV

### Electrical Supply

Frequency	50/60 Hz
Nominal voltage	220-240 V
DC input voltage	See catalogue appendix
Connection	Specifications

### Mechanical Properties

Housing material	Aluminium
Optical material	Polycarbonate
Compatible pole Ø	48-76 mm
Effective wind area	1300 cm <sup>2</sup> / 1800 cm <sup>2</sup>
Coastal proof	Yes

### Ambient Conditions

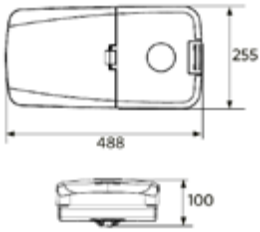
Operating temperature	-25-+45°C
Application temperature	+25°C
Storage environment	-40-+60°C

**5 YEARS WARRANTY**

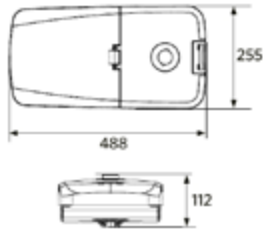


## Dimensional Drawing (mm)

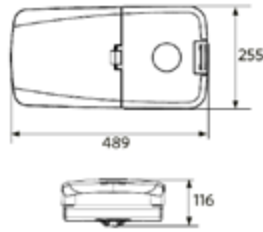
LEDRoad-St-P2 Re488  
On-Off & DALI2



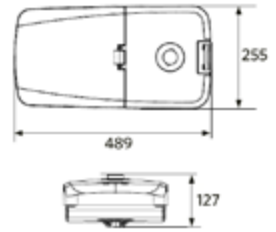
LEDRoad-St-P2 Re488  
Zhaga



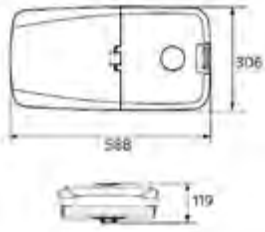
LEDRoad-St-P2 Re489  
On-Off & DALI2



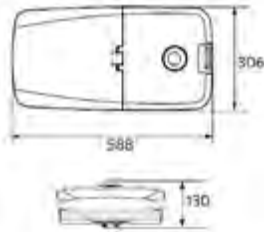
LEDRoad-St-P2 Re489  
Zhaga



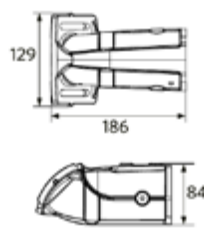
LEDRoad-St-P2 Re588  
On-Off & DALI2



LEDRoad-St-P2 Re588  
Zhaga



LEDRoad-St-P2  
Pole Adapter-Road-St-P2-60mm



LEDRoad-St-P2  
Pole Adapter-Road-St-P2-76mm

