



LED Ceiling Light Apollo

- NEW: 22W dimmable version available
- NEW: bracket accessory for easy mounting on existing installations (no new screw holes needed)
- Easy installation on wall or ceiling
- LED Module Clio inside (12W and 16W)
- Uniform, diffused light, creating a pleasant atmosphere
- IP44 versions also suitable for bathrooms and comparable spaces
- Energy saving up to 80% in comparison to a traditional light source



Specifications

| Item Code | Item Description | Equivalent to (W) | Power (W) | Lumen | Efficacy (lm/W) | CCT (K) | Energy Level | Weight (kg/pc) |
|--------------|-------------------------------------|-------------------|-----------|-------|-----------------|---------|--------------|----------------|
| 520020000100 | LED HC300 12W 2700K Apollo III | GLS 75W | 12 | 1000 | 83 | 2700 | A+ | 0.43 |
| 520020000200 | LED HC300 12W 4000K Apollo III | GLS 75W | 12 | 1100 | 91 | 4000 | A+ | 0.43 |
| 520021000300 | LED HC350 16W 2700K IP44 Apollo III | GLS 100W | 16 | 1300 | 81 | 2700 | A+ | 0.59 |
| 520021000400 | LED HC350 16W 4000K IP44 Apollo III | GLS 100W | 16 | 1400 | 87 | 4000 | A+ | 0.59 |
| 520021000700 | LED HC350 22W DIM 2700K IP44 Apollo | GLS 100W | 22 | 1500 | 68 | 2700 | A+ | 0.59 |
| 520021000800 | LED HC350 22W DIM 4000K IP44 Apollo | GLS 100W | 22 | 1600 | 73 | 4000 | A+ | 0.59 |

See appendix 1 for dimmer compatibility list

Accessories



140060553
LED Module sensor CT



520098000200
LED Apollo HC300 bracket

Sensor only compatible with 12W and 16W versions. Sensor range 12m.
Bracket accessory only compatible with 12W versions.

Technical Specifications

| | |
|----------------------------|----------------|
| Lifespan (L70B50) | 30,000 h |
| Lifespan (L80B50) | 20,000 h |
| On-/Off-cycles | 100,000 |
| Dimmable | No / Yes (DIM) |
| Beam angle | 120 ° |
| Finishing | White RAL9003 |
| Colour rendering index CRI | ≥ 80 |
| Degree of protection (IP) | IP20 / IP44 |
| Protection class | I |
| Risk group | RG0 |
| Control gear included | Yes |

Electrical Supply

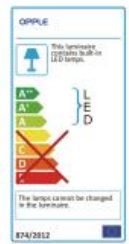
| | |
|------------------|-----------|
| Frequency | 50/60 Hz |
| Nominal voltage | 220-240 V |
| | AC |
| DC input voltage | No |

Mechanical Properties

| | |
|------------------|---------------|
| Material housing | Steel |
| Optical material | Polycarbonate |

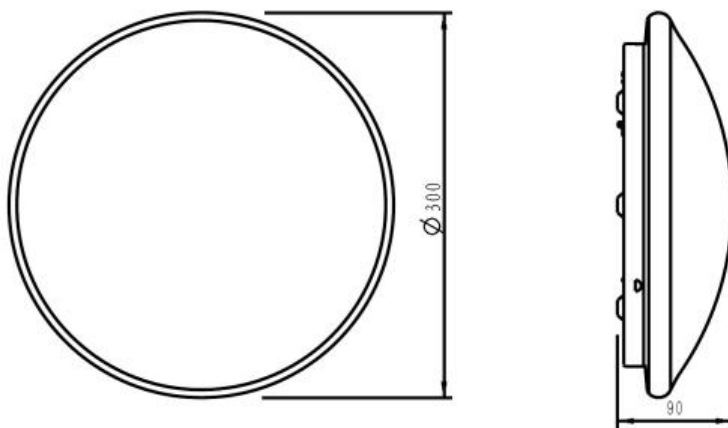
Ambient Conditions

| | |
|-------------------------|-------------|
| Operating temperature | -20 ~ 45 °C |
| Application temperature | 25 °C |
| Storage environment | -25 ~ 50 °C |

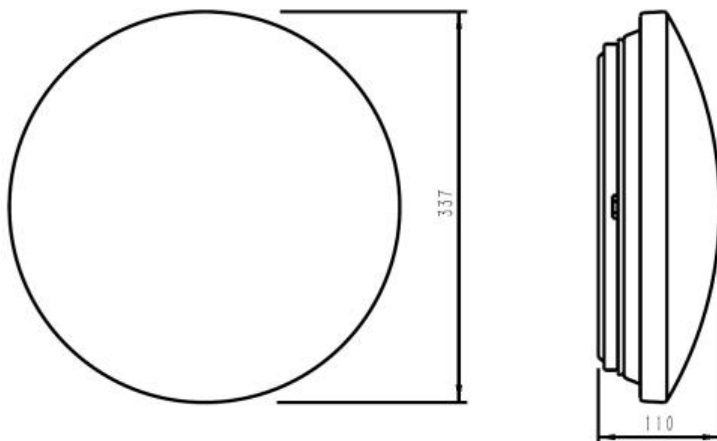


Dimensional Drawing (mm)


LED HC300 12W



LED HC350 16W
LED HC350 22W



LED Apollo HC300 bracket



LED Module sensor CT

