



Industrial companies increasingly value good lighting in warehouses, workshops, production areas and distribution centres. The right lighting improves employee productivity and enhances safety on the work floor. So OPPLE offers you a range of lighting solutions that guarantee safe, sustainable and efficient lighting for every industrial application.

Our high-quality LED products have been developed with the utmost care and guarantee you good lighting, a long service life and low maintenance. Find out more about OPPLE's range for industry:

Some product examples

LED WATERPROOF

Item Code	Item Description	Equivalent to (W)	Power (W)	Lumen	CCT (K)
140057865	LEDWaterproof-P2 L653-23W-4000	TL 2x18W	23	2530	4000
140057867	LEDWaterproof-P2 L1263-40W-4000	TL 2x36W	40	4400	4000
140057869	LEDWaterproof-P2 L1563-51W-4000	TL 2x58W	51	5610	4000

LED TRUNKING

Item Code	Item Description	Equivalent to (W)	Power (W)	Lumen	CCT (K)
542005005800	LEDTrunking Module L15-50W-4000-120	TL 2x80W	50	8000	4000
542005006200	LEDTrunking Module L15-70W-4000-120	2x TLM 140W RS	70	11200	4000

LED T8 BUIZEN

Item Code	Item Description	Equivalent to (W)	Power (W)	Lumen	CCT (K)
140056693	LED P T8 Uni 1200 16.5W 100pct 4000K CT	TL 1x36W	16.5	2150	4000
140056696	LED P T8 Uni 1500 24.5W 100pct 4000K CT	TL 1x58W	24.5	3200	4000

LED LOWBAY

Item Code	Item Description	Equivalent to (W)	Power (W)	Lumen	CCT (K)
545002000500	LEDLowbay-E 30W-4000-120D	CFL 2x26W	30	3000	4000
545002000300	LEDLowbay-E 50W-4000-120D	HID 70W	50	5000	4000
545002000100	LEDLowbay-E 80W-4000-90D	HID 100W	80	8000	4000

LED HIGH POWER BULB

Item Code	Item Description	Equivalent to (W)	Power (W)	Lumen	CCT (K)
140062576	LED P HPB E40 90W 4000K 140D CT	HID 250W	90	8000	4000
140062577	LED P HPB E40 115W 4000K 140D CT	HID 400W	115	13000	4000

LED HIGHBAY

Item Code	Item Description	Equivalent to (W)	Power (W)	Lumen	CCT (K)
140057961	LEDHighbay-P3 80W-4000-100D-GY	HID 250W	80	10000	4000
140057964	LEDHighbay-P3 120W-4000-100D-GY	HID 400W	120	15000	4000
140057967	LEDHighbay-P3 160W-4000-100D-GY	HID 400W	160	20000	4000
545001000900	LEDHighbay-P4 230W-4000-100D	HID 600W	230	30000	4000

No rights can be derived from the content in this brochure. Data subject to change.

All specifications are available in the Download Center at www.opple.com.

OPPLE LIGHTING

Materiaalweg 6
5681 RJ Best
T: +31 (0)88 056 7888
E: service@opple.com
I: www.opple.com



Industry in the right light



LED LOWBAY



LED HIGH POWER BULB



LED HIGHBAY



Lighting range for industry



LED WATERPROOF



LED TRUNKING



LED T8 TUBES

Quality and diversity

OPPLE lighting solutions excel in their quality and diversity. We offer a suitable solution for every budget and every application. Our products are easy to install and have a long service life. All our lighting solutions are extremely robust and meet the required quality standards.

Sustainability

Lighting accounts for a significant percentage of an industrial company's total energy bill. OP-
PLE's energy-efficient LED lighting helps your customers reduce their operating costs through reducing energy consumption.

Strict requirements

Legislation and regulations for lighting solutions in industry are among the strictest that exist. OPPLE complies with the standards that apply in different industrial sectors, such as HACCP certification for the food industry. The LED Waterproof and the LED Universal Tube satisfy HACCP requirements and may be used in the food industry.

Service

OPPLE is your reliable partner who expertly assesses every detail of your project. In addition to high-quality products, we offer you full support before, during and after your purchase. For example, we help you choose the right lighting for your range of applications and provide telephone support during installation if required.

OPPLE Lighting

OPPLE is a rapidly growing (> 25% per year) family business with more than 20 years of experience in the field of lighting. OPPLE has been listed on the Shanghai Stock Exchange since 2016 and is one of the top 10 leading lighting brands and companies in the world. Our production facilities and R&D departments are fully ISO and TÜV certified. OPPLE is active in more than 70 countries worldwide and we offer fast and friendly service in your area to support our high-quality products, which are stocked in local European warehouses. We supply our products exclusively via wholesalers. This approach guarantees you fast delivery.

Contact

If you have any questions or require more information, please contact one of our account managers. All the specifications for our products are available in the Download Centre on our website: www.opple.com.


Practical example

You collaborate with OPPLE to create a total lighting plan for every industrial facility. Our recommendations take the payback period for the invested amount into account. We use a practical example to show you the result of our lighting plan in real life.

HIGHBAY

Lighting calculation parameters

Reflection factors	Ceiling 70%
	Walls 50%
	Floor 20%
Work surface height	0.75
Light loss factor	0.8
Installation height	12 m
Edge zone	0.6 m
Space dimensions	20 x 30 m




Results

12 x LEDHighbay-P4-230W-4000-100D
Average light intensity: 362 lx
Uniformity: 0.58

TRUNKING

Lighting calculation parameters

Reflection factors	Ceiling 70%
	Walls 50%
	Floor 20%
Work surface height	0.75
Light loss factor	0.8
Installation height	7 m
Edge zone	0.6 m
Space dimensions	18 x 30 m




Results

21x LEDTrunking-70W-4000K-60D
Average light intensity: 320lx
Uniformity: 0.68

WATERPROOF

Lighting calculation parameters

Reflection factors	Ceiling 70%
	Walls 50%
	Floor 20%
Work surface height	0.75
Light loss factor	0.8
Installation height	6 m
Edge zone	0.6 m
Space dimensions	20 x 30 m



Results

56x LEDWaterproof-P2-L1563-51W-4000
Average light intensity: 357lx
Uniformity: 0.53